

# The Dvorak Keyboard

or, how I learned to ditch QWERTY and  
type easier



# Contents

- Comparison between QWERTY and Dvorak.
- Why I wanted to use Dvorak.
- How I taught myself to type again.
- Pros and cons.



# Comparison




# QWERTY





# QWERTY

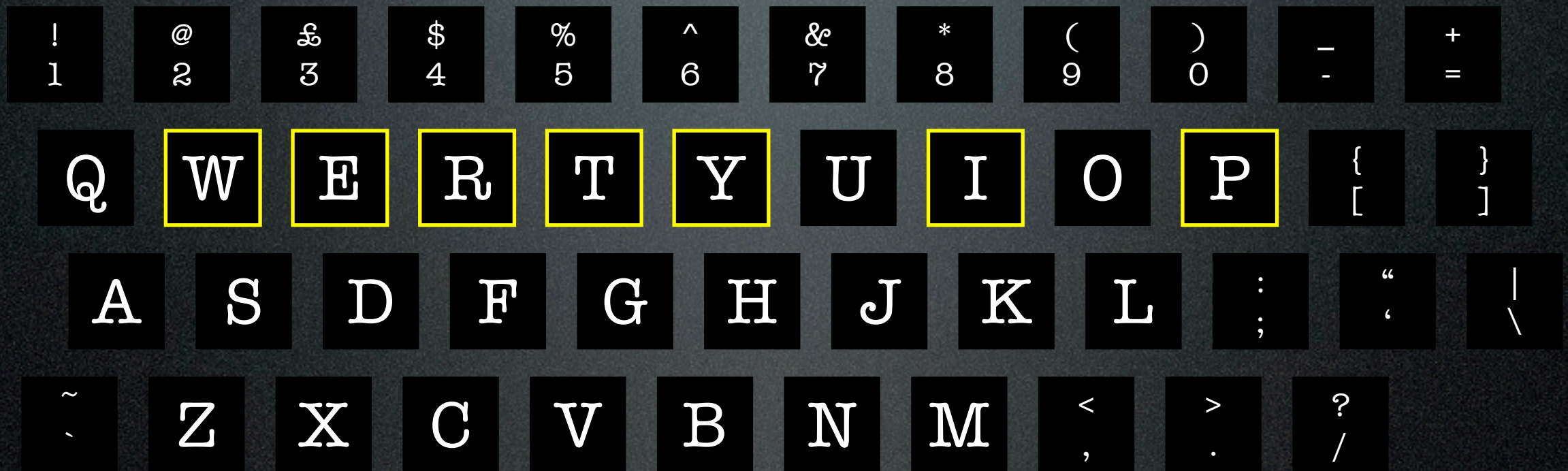


Left Hand

Right Hand



# QWERTY



“TYPEWRITER” ON THE TOP ROW



# QWERTY






# QWERTY





# Dvorak





# Dvorak

!	@	£	\$	%	^	&	*	(	)	{	}
1	2	3	4	5	6	7	8	9	0	[	]
“	<	>	P	Y	F	G	C	R	L	?	+
‘	,	.								/	=
A	O	E	U	I	D	H	T	N	S	-	
~	;	Q	J	K	X	B	M	W	V	Z	



# Dvorak

!	@	£	\$	%	^	&	*	(	)	{	}
1	2	3	4	5	6	7	8	9	0	[	]
“	<	>	P	Y	F	G	C	R	L	?	+
‘	,	.								/	=
A	O	E	U	I	D	H	T	N	S	-	
~	;	Q	J	K	X	B	M	W	V	Z	





- Vowels all together (alternate hands).
- 70% of words written from the home row. (30% for QWERTY).
- Commoner letters closer to the centre.
- Inward rotation of the hands.
- Punctuation pushed to the outside.



# Why?

- Dvorak is said to be more efficient than QWERTY.
- I'm a geek. Efficiency is my Omega Particle.
- I sometimes felt tension in my wrists and forearms.
- I've been touch typing since the early '80s but not getting any faster.
- I work for myself – A unique opportunity to re-tool.
- It's hip and cool!



# Learning



# Setup

- I didn't change the physical keys.
- I turned off keyboard backlighting.
- I turned on the keyboard viewer.
- I went all out with the DV setting rather than the DQ.



# Initial steps

- I did drills. Lots of drills.
  - Started with the home row.
  - Moved to the top and then the bottom row.
  - learned the numbers and symbols.



# Advanced steps

- I had to slow down to speed up.
- Di- and tri-graphs need to be relearned.
- Accuracy more important than speed.
- I had to stick with Dvorak.



# Growing Pains

- It feels like losing a sense.
- Cut off from IM and Twitter.
- Forget about email.
- Like using Regular Expressions – now I had two problems.



# Tips

- Slow down. Accuracy first and the speed will come.
- Dont. Look. At. The. Keyboard.
- Have a rest after intensive practice.
- Teach the lizard the layout, don't try to remember it yourself.
- Use the OS support for secure entry fields.



# Pros & Cons




# Pros

- Typing is easier, if not faster, but I am improving (50-60 wpm in copy tests).
- But, typing out of my head is faster, especially in bursts.
- No more pains! (Anecdotal evidence – YMMV).




# Cons



- Forget about typing with one hand.




# Cons



- Have to relearn the £/ˆ combinations (or use the DQ layout rather than DV).




# Cons



- Not as efficient for other languages as for English.




# Cons



- If you frequently have to use other machines it can be difficult.
- Screensharing can be fun!



# Cons



- Depending on what you use – coding can be difficult.
- There are swings and roundabouts.



# Thank You!



DVZine.org